



April 1, 2026

DURA CRIB® BRAND PRODUCTS SAFETY & REFERENCE MANUAL

- **ATTENTION: ALL DISTRIBUTORS, INSTALLERS, END USERS AND/OR PURCHASERS OF TURTLE PLASTICS DURA CRIB® PRODUCTS; PLEASE FOLLOW ALL PRODUCT WARNINGS AND INSTRUCTIONS ENCLOSED IN THIS MANUAL.**
- **FAILURE TO DO SO POSES RISK OF SERIOUS INJURY OR DEATH TO THE USER AS A RESULT OF SLIPS, TRIPS, FALLS, ENTRAPMENT OR ROLLOVER OF EQUIPMENT.**
- **ENSURE THIS MANUAL IS DISTRIBUTED TO ANYONE YOU HAVE SOLD THESE PRODUCTS TO OR YOU KNOW IS CURRENTLY USING THESE PRODUCTS OR PRIOR TO ANYONE USING THESE PRODUCTS.**
- **PLEASE REPLACE THE PREVIOUS VERSIONS OF THIS MANUAL WITH THIS CURRENT MANUAL.**
- **PLEASE UPLOAD THIS DOCUMENT ON YOUR WEBSITE IF YOU HAVE SOLD OR ARE SELLING THESE PRODUCTS. IF YOU ARE THE END USER OF THESE PRODUCTS, PLEASE POST THIS MANUAL WHERE PRODUCTS ARE BEING USED.**

GENERAL PRODUCT INFORMATION

Turtle Plastics Dura Crib® brand products are recycled HDPE composite plastic blocks, step chocks and cribbing pads (some pads are made from UHMW high impact plastic) designed with interlocking facades and load rated to allow for cribbing/stabilization applications during rescue maneuvers in the first response community or during lifting operations of various sized equipment, machinery, or vehicles during maintenance or repair in an industrial setting. For safety precautions, the products should be used only by trained and certified professionals in equipment maintenance and repair, trained first responders or professionals trained in lifting operations. For safety and warranty requirements, the product(s) should be used only by the end user/purchaser and should not be rented or leased to any third party without prior written consent of Turtle Plastics. You may upload this document to Google Translate at <https://translate.google.com/> for language translation.


These Dura Crib® products may have been sold under a different product name and/or part number. Please call Turtle Plastics at 1-800-756-6635 or check with your product distributor if you are unsure.

Definitions

1. "DURA CRIB®" is a brand of Turtle Plastics products that are designed for active lifting and stabilization applications. These products have at least one interlocking facade that consists of either/or pyramids, "Lincoln Log," channels, raised steps, or pegs. These products are load rated and labeled. Most products have a high visibility lanyard strap(s). These products are designed for "active load" applications, i.e., when there is hazardous energy created during the lift (i.e., due to a pneumatic or hydraulic tool(s) used).
2. "WORKING LOAD" also known as "design load" or "safe load", is generally a fraction of the "ultimate strength." "Ultimate strength" refers to the force required to cause complete failure of a supporting structure. "Working load" determines the size and number of block cribs required. "Working load" should be no more than 1/3rd of "ultimate strength." Please refer to the *U.S. Army Corps of Engineers Urban Search and Rescue Field Operations Guide* to better understand design load and ultimate strength in relationship to cribbing operations.
3. "BOX CRIB" is so named because of the box that is formed when the cribbing blocks are configured. The crib stack must be on a flat, level surface and the top tier of the box crib should be solid; that is, with several pieces laid side by side so that there are no openings (gaps) and/or topped with a solid plate that distributes the weight down to the contact points.
4. "POINT SOURCE LOADING" is when energy or an object bearing down onto the crib stack is uneven or the lift isn't positioned in a manner where weight is distributed evenly across the box crib. Point source loading can cause the crib block or crib stack to fail irrespective of if the block is made from wood or engineered material. Another example of point source loading is placing the block under a single point of contact where there is a sharp object such as a screw or bolt which then pierces the cribbing block causing the block to fail.

Example A Dura Crib® Brand Product – 67PC-24 Prime Crib® block

Reflective lanyard on short, "smooth ends" (two sides of product if blue or orange handle is present, one lanyard if yellow).




Turtle Plastics Product Working Load Limit Tag (one side of product only). Please notify us immediately if you receive a product without this tag, or if the tag has been covered or altered.

GENERAL INSTRUCTIONS

1. Review, understand, and follow all safety instructions set forth in this manual when using any of the products.
2. Before using any of the products, familiarize yourself with applicable government regulations/ordinances/equipment owner's guides and your organization's policies and procedures for use of the products during lifting or stabilization maneuvers.
3. Before using any of the products understand applicable government regulations/ordinances/your organization's policies for warning/hazard or danger signage/notification posting(s) in the area where the products are in use.
4. Before conducting any maneuver, understand the load rating and center of gravity of the equipment being lifted or stabilized.
5. Be familiar with cribbing concepts as described in the *"U.S. Army Corps of Engineers Shoring Operations Guide"*.
6. Make sure the environment in which the products will be used is safe.
7. Only personnel trained in cribbing and shoring techniques should use the products.
8. Inspect products for any damage prior to use; do not use them if damaged.
9. Replace products if worn or damaged.
10. Make sure whatever is being stabilized using the products is not left unattended or for prolonged periods of time.
11. Ensure products are clean and dry before use.
12. Products are intended for temporary use only.
13. The lanyard color on the Dura Crib® products provides a generalized application duty of each product:
 - Orange – heavy duty crib blocks
 - Blue – medium duty crib blocks/pads
 - Yellow –light duty crib blocks
 - Green – Most crib pads are heavy duty (EXCEPT TURTLE PLASTICS' PART NUMBERS: PSP18, PSP24, CTP2424, CTP1818-1.5). Crib pad products are used as top and bottom pads used for lifting or stabilizing crib stacks, lifting bags and/or jacks.
14. Place this manual in the area where products are being used.

SAFETY INSTRUCTIONS





1. Users of these products must understand cribbing techniques as described by their organization's policies or as demonstrated by the US Army Corps of Engineers, FEMA, or OSHA.
2. Limit height of crib stack to 2-3 times width (shortest width for non-square crib block).
3. Product working load limits for Dura Crib® brand products are maximized in a 77-degree Fahrenheit (25-degree Celsius) environment; temperatures above or below will decrease working load limits.
4. Do not store or use products in temperatures below -0°C/32°F or at temperatures above 37°C/100°F.
5. We cannot anticipate all applications and environments, therefore use caution and conduct your own testing of your application of the Dura Crib® brand of products prior to lift.
6. Beware of any deflection, sagging, or bending of the products during lifting or stabilization maneuvers.
7. All Dura Crib® brand of products is designed to be placed on a stable surface and on the horizontal facade of a crib block; never use any Dura Crib® brand of product on its vertical (short) end, unless you are using a step chock product. Mast support blocks for forklift repair are considered Dura Stat brand as have a separate safety manual.
8. These products are not suitable as shoring for trench rescue.
9. These products are not suitable for stabilization applications with any crane equipment.

10. All Dura Crib® brand of products should have their Turtle Plastic Manufacturer's Working Load Limit identification tag affixed to the product. Please call your distributor or Turtle Plastics if you require a replacement identification tag.
11. Post this manual and the official Working Load Reference Guide which can be found in its entirety at www.turtleplastics.com/resources in an area where the products are used.
12. Ensure when using products that whatever is being stabilized on the products, is placed in a uniformly distributed load manner and the majority of the load of the object or equipment lift isn't positioned in a manner onto a single point of contact such as a single corner of the block (referred to as point source load).
13. The bottom layer of the crib stack should be placed in a solid configuration so it can sustain the spread of the load, especially on soil or asphalt paving. Use caution on uneven surfaces and never crib stack greater than 5° variance.
14. Use caution with wedges. While wedges are designed to fill gaps, they are not designed to carry load and should not be considered as part of the working load formula.


WARNINGS

! WARNING



CRUSH HAZARD

- Exceeding product working load weight limit can cause load to fall resulting in **SERIOUS INJURY, DEATH** or property damage.
- Do not exceed weight limits or temperature specifications for the product.
- Do not use Dura Crib® block on vertical end.
- Do not place load unevenly onto Dura Crib® block.
- Do not place load onto a single point on Dura Crib® block.



! WARNING

STEP CHOCKS


CRUSH HAZARD.

- Exceeding product weight limit can cause load to fall resulting in **SERIOUS INJURY, DEATH** or property damage.
- Do not overload.
- Do not place load unevenly on step chock.
- Do not place load on single point on step chock.

TIP OVER HAZARD.

- Load movement can cause load to tip over resulting in **SERIOUS INJURY, DEATH** or property damage.
- Do not place load unevenly on step chock.
- Do not place load onto a single point on step chock. Do not leave step chock unattended.



NOTICE



Pad is not a substitute for safety precautions for cribbing blocks.

Avoid injury and property damage by following instructions and reading and understanding warnings for the products with which cribbing pad is used.

CAUTION





CRUSH HAZARD

- Product failure can cause property damage.
- Do not exceed weight limits for the product.
- Do not use Dura Crib® block or pad on vertical end.
- Do not place load unevenly onto Dura Crib® block.
- Do not place load onto a single point on Dura Crib® block.

TIPPING HAZARD

- Unbalanced load can cause property damage.
- Distribute weight evenly onto the Dura Crib® block or crib block stack.
- Do not use Dura Crib® block on vertical end.



INJURY AND PROPERTY DAMAGE AVOIDANCE INSTRUCTIONS

1. Inspect products prior to using. Ensure there are no cracks, peeling of pyramid or block design, or damage to blocks that could affect the working load of the products.
2. Keep products clean and free from excessive debris that could hinder the block's ability to grip or interlock with other products.
3. Do not overload products.
4. Do not exceed weight limits or temperature specifications for the block: comply with all weight and temperature specifications.
5. Post the most recent Dura Crib® Working Load Guide and this manual in areas where the products will be used. You may download these documents at www.turtleplastics.com/resources.
6. Receive the proper product training on these products from either Turtle Plastics, or a certified trainer in your field.
7. Do not cut, drill, or bolt into products, doing so can significantly impact working load and performance.
8. Comply with all local, state and federal laws when using the products in your application.
9. Ensure the Turtle Plastics Working Load Limit identification tag is always affixed to the product. Request a complimentary tag from Turtle Plastics or your distributor if needed.
10. Do not rent or lease these products without prior written consent of Turtle Plastics.
11. When applicable, check that the product lanyard is intact before lifting the block by the lanyard.
12. Use the correct personal protective equipment when conducting lifting or stabilization maneuvers.
13. Whenever possible, avoid intermixing cribbing materials. Due to the differences in material compression and coefficient of friction, extreme care must be exercised when intermixing wooden or metal cribbing with Dura Crib® brand of products.
14. Do not use cribbing pads as outriggers for crane applications.
15. Use caution on uneven surfaces.
16. Do not replace damaged component parts with component parts other than those made by Turtle Plastics.
17. Do not leave Dura Crib® brand of products unattended during active load or lifting operations.
18. Do not leave Dura Crib® brand of products for any length of period during active load or lift.
19. Do not clean products with any product other than a cleaning solution from EPA List N for plastic.


APPLICATION EXAMPLES & RESOURCES

These are examples only. Always refer to the equipment owner's manual and/or your organization's safety policies for proper cribbing/blocking techniques. You can find further product information on our website.



Use correct posture when lifting products. For example, on the above image, the CT44PL-18 Crib Toters are designed to organize 2 sets of (9) 44PL-18 Hybrid Crib® and the carrying bag provides ergonomic features to help reduce injuries.

Example on the top right of a heavy-duty cribbing application during rescue using the 67PC-24 Prime Crib® and PCP24 Prime Crib Pad.



Example on the bottom right of a heavy-duty lifting application for utility equipment using the SP24-2 Slab Pad Two on the bottom layer, the S612-24 Full Slab® and the SP24 Slab Pad on the top of stack.



TURTLE PLASTICS LIMITED WARRANTY

REVISED JULY 1, 2025

DURA CRIB® BRAND PRODUCTS

1. Cleveland Reclaim Industries Inc. dba Turtle Plastics (hereinafter "Company") warrants solely to the original purchaser at retail of its Dura Crib Products (hereinafter "Product") that:
 - a. For one (1) year from the date of the original purchase at retail, Company will provide a replacement Product for any Product that breaks for any reason other than abuse or damage due to misapplication or improper installation or stabilization maneuver. No monetary value will be given for a warranty claim.
 - b. For five (5) years from the date of the original purchase at retail, Company will provide a replacement for any Product that is sagging for any reason other than damage due to misapplication, overloading of product or improper installation. No monetary value will be given for a warranty claim.
2. A Product shall be deemed broken or defective when it lacks the capacity to perform the primary function for which it was manufactured as determined by Company.
3. The lanyard and plug do not carry any warranty provision.
4. Company shall not warrant any Product whose manufacturing production identification label is altered, including changing the Company's name, logo, product working load, country of origin, phone number and technical information website link. Company will replace any missing or lost product identification found on Product free of charge.
5. TO OBTAIN PERFORMANCE UNDER THIS WARRANTY, the original purchaser at retail must submit and complete online the requisite claim form found on the Company's website. Once a claim form has been submitted along with the necessary supporting documentation, the original purchaser shall receive a Return Goods Authorization number. Once a number has been generated, please return the broken or defective Product to Company postage paid, with a copy of the invoice documenting the date of purchase. Any Product returned for replacement under this warranty must be clearly marked with a "warranty return authorization code," which the original purchaser at retail may obtain from Company. Company will ship a replacement Product to the original purchaser at retail, postage due, within ten (10) days or as soon as product becomes available of receiving the broken or defective Product. Company reserves the right to challenge any warranty claim for failures resulting from obvious abuse or damage due to misapplication or improper installation.
6. ANY EXPRESS WARRANTY NOT PROVIDED HEREIN, AND ANY REMEDY FOR BREACH OF CONTRACT WHICH BUT FOR THIS PROVISION MIGHT ARISE BY IMPLICATION OF OPERATION OF LAW, IS HEREBY EXCLUDED AND DISCLAIMED. THIS SALE IS MADE ON THE EXPRESS UNDERSTANDING THAT THERE IS NO IMPLIED WARRANTY THAT ANY PRODUCT SHALL BE FIT FOR ANY PARTICULAR PURPOSE OR AN IMPLIED WARRANTY THAT ANY GOODS SHALL BE MERCHANTABILITY. THE ORIGINAL PURCHASER AT RETAIL ACKNOWLEDGES THAT SAID PURCHASER IS NOT RELYING ON COMPANY'S SKILL AND JUDGEMENT TO SELECT OR FURNISH GOODS SUITABLE FOR ANY PARTICULAR USE.
7. UNDER NO CIRCUMSTANCES SHALL COMPANY BE LIABLE TO THE ORIGINAL PURCHASER AT RETAIL OR ANY OTHER PERSON FOR ANY SPECIAL OR CONSEQUENTIAL DAMAGES, WHETHER ARISING OUT OF BREACH OF WARRANTY, BREACH OF CONTRACT, OR OTHERWISE. COMPANY SHALL IN NO EVENT BE LIABLE FOR ANY BREACH OF WARRANTY IN AN AMOUNT EXCEEDING THE ORIGINAL PURCHASE PRICE OF ANY PRODUCT.
8. COMPANY SHALL IN NO EVENT BE BOUND BY ANY STATEMENT OR REPRESENTATION AS TO THE QUALITY OR PERFORMANCE OF ANY PRODUCT, OTHER THAN AS CONTAINED IN THIS WARRANTY.
9. ANY PRODUCTS PROVIDED AS SAMPLES OR AT NO CHARGE ARE NOT CONSIDERED WARRANTIED AND

MAY NOT BE RETURNED FOR ANY CASH VALUE OR REPLACEMENT.

10. COMPANY RESERVES THE RIGHT, AT ITS DISCRETION, TO CHANGE, MODIFY, ADD, OR REMOVE PORTIONS OF THE WARRANTY AT ANY TIME BY POSTING THE AMENDED WARRANTY ON ITS WEBSITE AT [HTTPS://WWW.TURTLEPLASTICS.COM/RESOURCES/](https://www.turtleplastics.com/resources/). PLEASE CHECK WARRANTY PERIODICALLY FOR CHANGES OR CALL OUR OFFICE AT 1-800-756-6635 IF YOU WOULD LIKE THE MOST RECENT WARRANTY.
11. DO NOT RENT OR LEASE ANY PRODUCT WITHOUT PRIOR WRITTEN CONSENT OF TURTLE PLASTICS. DOING SO WITHOUT PERMISSION WILL VOID ANY WARRANTY OR PRODUCT LIABILITY OF THE MANUFACTURER.
12. DO NOT USE PRODUCTS FOR CRIBBING, SHORING, OR STABILIZATION APPLICATIONS IN ANY CRANE EQUIPMENT.
13. THE COMPANY STRONGLY RECOMMENDS THAT GENUINE DURA CRIB PRODUCTS ARE USED DURING CRIBBING APPLICATIONS AND THE USE OR MIXING OF OTHER PRODUCTS OR MATERIALS IN THE CRIB STACK MAY ALTER THE PERFORMANCE OF THE COMPANY'S PRODUCTS, CAUSE SERIOUS INJURY TO THE USER, DAMAGE TO THE EQUIPMENT AND CANCEL THE LIMITED WARRANTY PROVIDED HEREIN.

DURA STAT®/DURA BLEND LUMBER/UHMW BRAND PRODUCTS

1. Cleveland Reclaim Industries Inc. dba Turtle Plastics (hereinafter "Company") warrants solely to the original purchaser at retail of its Dura Stat ("DS Product")/Dura Blend Lumber ("DBL Product") and Ultra High Molecular Weight Polyethylene (hereinafter "UHMW Product") that:
 - a. For one (1) year from the date of the original purchase at retail, Company will provide a replacement for DS, DBL OR UHMW Product that breaks for any reason other than abuse or damage due to misapplication or improper installation. No monetary value will be given for a warranty claim.
 - b. Included are warranty provisions 2-13 above. No monetary value will be given for a warranty claim.
2. THE LIMITED WARRANTY PROVIDED FOR HEREIN WILL BE CANCELED SHOULD THE ORIGINAL PURCHASER USE DS OR DBL PRODUCTS IN ANY BOX CRIBBING APPLICATION OR STACKING CONFIGURATION.
3. THE LIMITED WARRANTY PROVIDED FOR HEREIN WILL BE CANCELED SHOULD THE ORIGINAL PURCHASER RENT OR LEASE DS OR DBL PRODUCTS TO ANOTHER 3RD PARTY WITHOUT PRIOR WRITTEN CONSENT OF TURTLE PLASTICS.
4. THE LIMITED WARRANTY PROVIDED FOR HEREIN WILL BE CANCELED SHOULD THE ORIGINAL PURCHASER USE DS OR DBL IN ANY CRANE APPLICATION.
5. THE LIMITED WARRANTY PROVIDED FOR HEREIN WILL BE CANCELED SHOULD THE ORIGINAL PURCHASER USE UHMW PRODUCTS FOR CRIBBING, SHORING, OR STABILIZATION APPLICATIONS IN ANY CRANE EQUIPMENT.

DISTRIBUTED BY:



7400 Industrial Parkway Drive

Lorain, OH 44053

PH: 800-756-6635 or 440-282-8008 | Fax: 800-437-1603 or 440-282-8822

www.turtleplastics.com | orders@turtleplastics.com

©01012026 Turtle Plastics, all rights reserved. This manual may be copied for distribution. Distributor may place contact information on the back of this manual. No alteration of the content in this manual is permitted without the written permission of Turtle Plastics.

ALL TURTLE PLASTICS' PRODUCTS
MADE IN USA