



## DURA CRIB™ BRAND PRODUCTS

### WORKING LOAD GUIDE





July 22, 2025




PLEASE POST THIS MANUAL IN A CONSPICUOUS AREA WHERE PRODUCTS ARE BEING USED.




Thank you for your purchase of our products and for supporting products made from recycled plastic in the USA. We welcome your comments and feedback.


Please note these products may have been shipped to you with your distributor's name or distributor's part number on the product identification tag. If you do not have a genuine Turtle Plastics product tag on your product or if you have any questions regarding our products, please contact us at:

Turtle Plastics®  
7400 Industrial Parkway Drive  
Lorain, OH 44053  
1-800-756-6635  
info@turtleplastics.com

 <b>WARNING</b>	
 	<b>CRUSH HAZARD</b> <ul style="list-style-type: none"><li>Exceeding product working load weight limit can cause load to fall resulting in <b>SERIOUS INJURY, DEATH</b> or property damage.</li><li>Do not exceed weight limits or temperature specifications for the product.</li><li>Do not use Dura Crib® block on vertical end.</li><li>Do not place load unevenly onto Dura Crib® block.</li><li>Do not place load onto a single point on Dura Crib® block.</li></ul>
	

<b>CAUTION</b>	
 	<b>CRUSH HAZARD</b> <ul style="list-style-type: none"><li>Product failure can cause property damage.</li><li>Do not exceed weight limits for the product.</li><li>Do not use Dura Crib® block or pad on vertical end.</li><li>Do not place load unevenly onto Dura Crib® block.</li><li>Do not place load onto a single point on Dura Crib® block.</li></ul> <b>TIPPING HAZARD</b> <ul style="list-style-type: none"><li>Unbalanced load can cause property damage.</li><li>Distribute weight evenly onto the Dura Crib® block or crib block stack.</li><li>Do not use Dura Crib® block on vertical end.</li></ul>
	

 <b>WARNING</b> <b>Step Chocks</b>	
	<b>CRUSH HAZARD.</b> <ul style="list-style-type: none"><li>Exceeding product weight limit can cause load to fall resulting in <b>SERIOUS INJURY, DEATH</b> or property damage.</li><li>Do not overload.</li><li>Do not place load unevenly on step chock.</li><li>Do not place load on single point on step chock.</li></ul>
	<b>TIP OVER HAZARD.</b> <ul style="list-style-type: none"><li>Load movement can cause load to tip over resulting in <b>SERIOUS INJURY, DEATH</b> or property damage.</li><li>Do not place load unevenly on step chock.</li><li>Do not place load onto a single point on step chock. Do not leave step chock unattended.</li></ul>

<b>NOTICE</b>	
	Pad is not a substitute for safety precautions for cribbing blocks.  Avoid injury and property damage by following instructions and reading and understanding warnings for the products with which cribbing pad is used.



Product Photo				
Capacity	Heavy Duty	Heavy Duty	Heavy Duty	Heavy Duty
Mfg. Part #	S612-24	S612-12	66SC-36	67HDC-30
Product Name	The Slab®	Half Slab®	Super Crib XL® Platform Base Crib	Black Diamond Crib®
Working Load Limit (KG/LBS) @ 25C/ 77F	110,000/242,508	55,000/121,254	78,400/172,842	71,600/157,850
Dimensions/ Weight	24"x12"x6" 23.12kg/51lbs	12"x12"x6" 11.79kg/26lbs	36"x6"x6" 14.52kg/32lbs	30"x7"x6" 18.6kg/41lbs
Product Photo				
Capacity	Heavy Duty	Heavy Duty	Heavy Duty	Medium Duty
Mfg. Part #	44HDC-36	67PC-24	44HDC-30	67SC-24
Product Name	Super Black Diamond Crib XL™	Prime Crib®	Profile Black Diamond Crib™	Super Crib®
Working Load Limit (KG/LBS) @ 25C/ 77F	69,400/153,000	58,800/129,631	50,800/111,994	49,900/110,000
Dimensions/ Weight	36"x4"x4" 8.2kg/19lbs	24"x7"x6" 12.25kg/27lbs	30"x4"x4" 6.8kg/15lbs	24"x7"x6" 11.79kg/26lbs
Product Photo				
Capacity	Medium Duty	Light Duty	Light Duty	Light Duty
Mfg. Part #	44HDC-24	44HDC-18	1B, 2B, 3B	67HDC-10
Product Name	Super Black Diamond Crib™	Black Diamond Crib-18™	Turtle Lock Block/Blox®	Little Black Diamond Crib®
Working Load Limit (KG/LBS) @ 25C/ 77F	40,823/90,000	31,751/70,000	31,000/68,343 per block	23,700/52,249
Dimensions/ Weight	24"x4"x4" 5.9kg/13lbs	18"x4"x4" 4.54kg/10lbs	9"x9"x1" = 1.36kg/3lbs 9"x9"x2" = 2.27kg/5lbs 9"x9"x3" = 3.18kg/7lbs	10"x7"x6" 5.9kg/13lbs



Product Photo				
Capacity	Light Duty	Light Duty	Light Duty	Light Duty
Mfg. Part #	44HDC-12	44PL-18	44-18	24-18
Product Name	Black Diamond Crib-12™	Hybrid Crib®	44-18 Pyramid Crib™	24-18 Pyramid Crib™
Working Load Limit (KG/LBS) @ 25C/ 77F)	21,772/48,000	20,500/45,194	13,607/30,000	8,164/18,000
Dimensions/ Weight	12"x4"x4" 2.72kg/6lbs	18"x4"x4" 2.72kg/6lbs	18"x4"x4" 2.72kg/6lbs	18"x4"x2" 1.36kg/3lbs
Product Photo				
Capacity	Light Duty		Light Duty	Light Duty
Mfg. Part #	SC-1 and SC-3 (SC-3 is discontinued)		SC-2	SC-COG-1
Product Name	Standard and Giant Step Chock		Medium Step Chock	Cog Step Chock
Working Load Limit (KG/LBS) @ 25C/ 77F	4,400/9,700		4,400/9,700 per chock	1,701/3,750 without cog or 2,722/6,000 with cog
Dimensions/ Weight	SC-1 = 24½"x5¾"(base)x 3¾"(w)x10¾"(h) 6.8kg/15lbs SC-3=31½" x11"(base)x5"(w) x22" (h)		29½"x9"(base)x 4½"(w)x17¼"(h) 15.88kg/35lbs	24¼"(base) x 6⅝"(w)x10¾"(h) Cog - 9.98kg/22lbs Platform - 2.72kg/6lbs
Product Photo			<p><u>Reference Material (Scan QR code below):</u></p> <p>Dura Crib™ Brand Products Safety &amp; Reference Manual</p>	
Capacity	Medium Duty			
Mfg. Part #	CTP2424-2 and CTP1818-1.5			
Product Name	ModPad® (US Pat. No. D804,768)			
Working Load Limit (KG/LBS)/PSI @ 25C/ 77F	54,431/102,058 each pad size			
Dimensions/ Weight	24"x24"x2" 17.32kg/38lbs	18"x18"x1½" 7.26kg/16lbs		



Product Photo				
Capacity	Super Heavy Duty	Light Duty	Medium Duty	Super Heavy Duty
Mfg. Part #	LDP	PSP18	PSP24	PCP24
Product Name	Little Black Diamond Pad	Single Hybrid Crib Pad	Single Prime/Super Crib Pad	Prime Crib Stack Pad
PSI (KG/LBS) @ 25C/ 77F	1,361/3,000	1,361/3,000	1,361/3,000	1,361/3,000
Dimensions/ Weight	10"x7"x2" 2.1kg/4.5lbs	18"x4"x1" 1.37kg/3lbs	24"x6"x1" 2.27kg/5lbs	24"x24"x2" 18kg/40lbs
Product Photo				
Capacity	Super Heavy Duty	Super Heavy Duty	Super Heavy Duty	Super Heavy Duty
Mfg. Part #	SP12	SP12-3	SP24	SP24-2
Product Name	Half Slab Pad	Half Slab Pad Three	Slab Pad	Slab Pad Two (black, red or yellow)
PSI (KG/LBS) @ 25C/ 77F)	1,361/3,000	1,361/3,000	1,361/3,000	1,361/3,000
Dimensions/ Weight	12"x12"x2" 3.6kg/8lbs	12"x12"x3" 5.9kg/13lbs	24"x12"x2" 6.8kg/15lbs	24"x24"x2" 13.6kg/30lbs
Product Photo				 <p>As a safety precaution, due to the lighter working load limit, this symbol indicates the product is recommended only for use in the rescue industry for vehicle extrication. If you have questions regarding these products or applications, please contact Turtle Plastics directly.</p>
Capacity	Super Heavy Duty	Super Heavy Duty	Super Heavy Duty	
Mfg. Part #	SP24-3	BDCPAD30	UCP18PAD	
Product Name	Slab Pad Three	Black Diamond Crib Pad	Ultimate Cribbing Pad	
PSI (KG/LBS) @ 25C/ 77F	1,361/3,000	1,361/3,000	1,361/3,000	
Dimensions/ Weight	24"x12"x3" 9.07kg/20lbs	30"x24"x2" 19.96kg/44lbs	18"x18"x1½" 13.6kg/30lbs	