



**TURTLE PLASTICS®**  
Safety & Stabilization Product Solutions



(p) 1-800-756-6635  
(f) 1-800-437-1603



turtleplastics.com



7400 Industrial Parkway Dr.  
Lorain, Ohio 44053



orders@turtleplastics.com

ALL TURTLE PLASTICS' PRODUCTS  
**MADE IN USA**



## OUR MOST POPULAR "RESCUE-READY" KITS

**New for 2024**

**QR-2 , BASK and Auto X Carry Bags are Black**



**Crib Toter Kit**  
Mfg. Part #: CT44PL-18

Keeps the Hybrid Crib® blocks organized and easier to carry. Blocks and Crib Toter bags are washable and ergonomically designed. Ideal for storage in compact spaces.

- (18) 44PL-18 Hybrid Crib®
- (2) Nylon Toter Bags

Working Load of Each 44PL-18  
Cribbing Block =  
20,500kg/45,194lbs



**Quick Response Kit**  
Mfg. Part #: QR-2 Kit

Basic, rapid response stabilization tool kit for first responders. Can be stored in trunk, pickup truck, or fire apparatus. All components fit neatly inside the carrying bag.

- (2) SC-1 Standard Step Chock
- (2) 3W Stepped Wedge
- (2) 1B Turtle Lock Block/Blox®
- (1) 2B Turtle Lock Block/Blox®
- (1) WC-2 Double Wheel Chock
- (1) Carrying Bag 25" x 15" x 16"



**Auto X Kit B**  
Mfg. Part #: Auto X Kit B  
**Engine Kits**

There are many available configurations of Dura Crib®/Dura Stat® brand products in kit form for first responders. The Auto X-B kit contains our most popular products. This kit is portable and rescue ready for deployment.

- (12) 24-18 Crib®
- (4) 2/4-12 Wedge
- (18) 44PL-18 Hybrid Crib®
- (2) 4/4-20 Wedge
- (2) 3W Stepped Wedge
- (2) 6W Stepped Wedge
- (1) 1B Turtle Lock Block/Blox®
- (1) 2B Turtle Lock Block/Blox®
- (1) 3B Turtle Lock Block/Blox®
- (2) SC-1 Standard Step Chock
- (2) WC-2 Double Wheel Chock
- (1) CTP1818-1.5 ModPad®

\*Carrying Bags and Crib Toter bags not included but may be purchased separately.

## OUR MISSION

For over 40 years, Turtle Plastics has been manufacturing safety stabilization products and matting. All our products are made in the USA. Our mission is to help organizations protect the health and safety of its workforce while increasing sustainability, as well as reducing negative environmental impact by creating meaningful products from 100% recycled plastic. Please check with your authorized distributor of our products for more great products. Please note product part numbers shown on this line card may vary depending on your distributor.



**HYBRID CRIB®**  
Mfg. Part #: 44PL-18

- Dimensions: 4"x4"x18"
- A versatile light duty plastic cribbing block designed with two working faces, either pyramid sides or "Lincoln Log" for rapid stacking of smaller to mid-sized surface areas such as cars and small equipment.
- Available as a kit with 18 cribs (Mfg. Part #: CT44PL-18).
- Working Load: 20,500kg/45,194lbs



**A Safer and Cleaner Alternative to Wood.**

***Why put dirty wood back onto your apparatus?***

All Turtle Plastics' products are ergonomically designed, **washable**, can be **decontaminated** and are made in the USA from quality recycled plastic that is odor free. All Dura Crib® interlocking blocks, chocks and pads are load rated. Year over year reliable and repeatable performance of the products makes them the environmental, health and safety choice over wood cribbing.



**SC-1 STANDARD STEP CHOCK**  
Mfg. Part #: SC-1

Dimensions: Base-24 1/2"x 5 3/4", W-3 3/4"x H-10 3/4"

- The fastest way to stabilize and to ensure stability.
- Working Load: 2,600kg/5,732lbs



**TURTLE TILE™**  
Mfg. Part #: 1212

The Turtle Tile® brand has become the gold standard for matting by industry leaders, including OEM fire/rescue apparatus manufacturers. All Turtle Tile® products are 12"x12". They are available in 3/4" or 1/2" thickness. These tiles are interlocking, versatile, odor free, scrunch-free, impervious to most industrial chemicals and most importantly, they can be decontaminated. Available in black, red, blue, or gray.




Introducing for 2024 to the Black Diamond Crib Block Family, these versatile blocks with four sided facades that interlock with many of the other Dura Crib® brand blocks for rapid deployment.



**PRIME CRIB®**  
Mfg. Part #: 67PC-24

- Dimensions: 6"x7"x24"
- Heavy rescue block for large semi-tractor trailers, ag and construction equipment. This block has two interlocking facades, either pyramid sides or "Lincoln Log" for rapid stacking.
- Add a heavy-duty Prime Crib Stack Pad (Mfg. Part # PCP24) to help stabilize the box crib on uneven surfaces.
- Working Load: 49,900kg/110,000lbs



**SUPER BLACK DIAMOND CRIB™**  
Mfg. Part #:44HDC-24

- Dimensions: 4"x4"x24"
- Working Load: 40,000kg/90,000lbs
- Pat. Pending

**SUPER BLACK DIAMOND CRIB XL™**  
Mfg. Part #:44HDC-36

- Dimensions: 4"x4"x36"
- Working Load: 69,400kg/153,000lbs
- Pat. Pending.

**COG STEPCHOCK COMBO**  
Mfg. Part #: COG

- Wedge and incline lock together for maximum stability.
- Flip and it's a standard step chock – quick set up and leveling.
- Compatible with Turtle Lock Block to increase base lift.
- Working Load:  
Chock 1,701kg/ Without Cog 2,722kg  
Chock 3,750lbs/ With Cog 6,000lbs



**LOCK BLOCKS/BLOX®**  
Mfg. Part #: 1B, 2B or 3B

- Dimensions: 9"x9" x 1", 2" or 3"
- Versatile blocks for many applications, use as platform for various small height requirements or under a vehicle with a step chock for additional lift.
- Sold as individual blocks or as a three piece set (Mfg. Part# LB-K).
- Working Load: 1,000kg/68,343lbs per block.



## Fire & Safety Kits

**2024 Engine/Rescue Equipment Kits**

7400 Industrial Parkway Drive Lorain, OH 44053

(800) 756-6635

[orders@turtleplastics.com](mailto:orders@turtleplastics.com)

Photo	Component	Description	Part # Auto X Kit A	Part # Auto X Kit B	Part # Auto X Kit C	Part # Auto X Kit D	Part # Auto X Kit E
	24-18 CRIB	2"x4"x18" Pyramid Crib®	6	12	12	12	24
	2/4-12	2"x4"x12" Wedge	2	4	4	4	8
	44PL-18	4"x4"x18" Hybrid Crib®	9	18	36	36	36
	4/4-20	4"x4"x20" Wedge	2	2	8	8	4
	67SC-24	6"x7"x24" Super Crib®			8	8	18
	6/7-24	6"x7"x24" Super Wedge			2	4	4
	3W	3" W x 8 1/2" Long Wedge	1	2	2	4	4
	6W	6" W x 8 1/2" Long Wedge	1	2	2	4	4
	1B	1" Thick x 9" Sq. Turtle Lock Block/Blox®	1	1		4	4
	2B	2" Thick x 9" Sq. Turtle Lock Block/Blox®	1	1		4	4
	3B	3" Thick x 9" Sq. Turtle Lock Block/Blox®	1	1		4	4
	SC-1	Standard Step Chock	2	2	4	4	4
	WC-2	Pair of Wheel Chocks	1	2	4	4	4
	CTP1818-1.5	18"x18"x11/2" Mod Pad® w/Level	1	1	2	2	4
<b>To include bags at an additional cost, use the following Part #:</b>			Auto X Kit A-B	Auto X Kit B-B	Auto X Kit C-B	Auto X Kit D-B	Auto X Kit E-B
	CB	Carrying Bag	1 Bag	2 Bags	4 Bags	4 Bags	4 Bags
	CT	Crib Toter	1 Toter	2 Toters	4 Toters	4 Toters	4 Toters
		Weight (in lbs.)	175	280	702	836	1104



**2024 Crib Toter Kits**

7400 Industrial Parkway Drive Lorain, OH 44053

(800) 756-6635

orders@turtleplastics.com

Photo	Component	Description	Part # CT44-18	Part # CT44PL-18
	CT	Crib Toter Bag	2	2
	44-18 CRIB	4"x4"x18" Pyramid Crips	18	
	44PL-18 CRIB	4"x4"x18" Hybrid Crips		18
		Weight (in lbs.)	116	110

**2024 Basic Stabilization Tool Kits**

Photo	Component	Description	Part # QR-2	Part # SA-2	Part # SA-4	Part # BASK 1
	SC-1	Standard Step Chocks	2	2	4	
	3W	3" W x 81/2" Long Wedge	2	2	4	
	1B	1" Thick x 9" Sq. Turtle Lock Block/Blox®	2	2	4	
	2B	2" Thick x 9" Sq. Turtle Lock Block/Blox®	1			
	44PL-18	4"x4"x18" Hybrid Crib®				4
	4/4-20	4"x4"x20" Wedge				4
	WC-2	Pair of Wheel Chocks	1			1
	QR-2 BAG	25"x 15"x16" Carrying Bag	1	1	2	
	BASK BAG	24" x17"x16" Carrying Bag				1
		Weight (in lbs.)	56	39	79	55

**2024 Cog Step Chock Kits**

Photo	Component	Description	Part # COG Kit A
	SC-COG-1	COG Step Chock	2
	LB-K	Turtle Lock Block/Blox® Kit 1B/2B/3B	3
		Weight (in lbs.)	105

Photo	Component	Description	Part # PMSCK	Part # USAR KIT A-Gen 2	Part # USAR KIT B-Gen 2
	44PL-18	4"x4"x18" Hybrid Crib®		27	36
	4/4-20	4"x4"x20" Wedge		12	12
	24-18 CRIB	2"x4"x18" Pyramid Crib®		12	12
	2/4-12	2"x4"x12" Wedge		12	12
	6W	6" W x 81/2" Long Wedge	2		
	WC-2	Pair of Wheel Chocks		1	2
	SC-1	Standard Step Chock	2		4
	CTP1818-1.5	18"x18"x11/2" Mod Pad® w/Level			2
	67SC-24	6"x7"x24" Super Crib®			9
	6/7-24	6"x7"x24" Super Wedge			2
	44-SHC-BLK	4"x4"x6" Shoring Crib	2		2
	LB-K	Lock Block/Blox® Kit 1B/2B/3B			1
To include bags at an additional cost, use the following Part #:				USAR Kit A Gen 2B	USAR Kit B Gen 2B
	CB	Carrying Bag		1 Bag	2 Bags
	CT	Crib Toters		3 Toters	4 Toters
		Weight (in lbs.)	95	295	782

\*\*\*Heavy Duty FEMA/USAR Kits can be created utilizing the Full Slabs, Half Slabs, Prime Cribs, and UHMW Protection Pads. Please call us to help you customize your kit.

**2024 Fleet Maintenance Starter Kit**

7400 Industrial Parkway Drive Lorain, OH 44053

(800) 756-6635

orders@turtleplastics.com

**TRAINING PROGRAM**

Did you know that we offer product training? Turtle Plastics® has worked with rescue trainers to develop practical, first responder cribbing and kits that are portable and combine stabilization components for auto extrication maneuvers. Our Dura Crib® brand products are "Rescue Ready" and fit most engine compartments. We have dozens of products to choose from or we have preconfigured kits with our most popular products.

To thank you for your interest in our products, we would like to extend a complimentary lunch and learn training program on our products for departments who can register 15 or more firefighters for a class.

Please call Dennis Hildebrandt at 1-800-756-6635 extension 205 to schedule your training.

















Member of:



Photo	Component	Description	Quantity
	FSS-4X4X48	4"x4"x48" -True Forklift Mast Support	2
	FSS-4X4X22	4"x4"x22" -True Forklift Mast Support	2
	67HDC10	6"x7"x10" Little Black Diamond Crib	2
	WC2Y	Wheel Chock-Double-Yellow	4
	RZ-66-1-10°	6"x6"x36" 10° Slant Rizer	2
	S612-24	6"x12"x24" The Slab	4
	S612-12	6"x12"x12" Half Slab	4
	67HDC-30	6"x7"x30" Black Diamond Crib	2
	FSS-CLAMP	Forklift Bessey Clamp	2
	CB	Carrying Bag	1
Weight (in lbs.)		559	

DURA CRIB™ BRAND PRODUCTS WORKING LOAD GUIDE			WARNING: CRUSH HAZARD	
PLEASE POST THE FRONT AND BACK OF THIS GUIDE IN A CONSPICUOUS AREA WHERE PRODUCTS ARE BEING USED.				
Product Photo			 <p>BEFORE USING PRODUCTS, READ YOUR EQUIPMENT OWNER'S GUIDE AND YOUR ORGANIZATION'S POLICIES AND PROCEDURES FOR THE USE OF THESE PRODUCTS AND FOR ANY WARNINGS OR SIGNAGE THAT NEEDS TO BE POSTED WHILE PRODUCTS ARE IN USE.</p>	
Capacity	Heavy Duty	Heavy Duty		
Mfg. Part #	S612-24	S612-12		
Product Name	The Slab®	Half Slab®	 <p>DO NOT USE ANY DURA CRIB BRAND PRODUCTS FOR CRIBBING, SHORING OR STABILIZATION APPLICATIONS WITH ANY MEDIUM TO HEAVY-DUTY CRANE EQUIPMENT.</p>	
Working Load Limit (KG/LBS)	110,000/242,508	55,000/121,254		
Dimensions/Weight	6"x12"x24" 23.12kg/51lbs	6"x12"x12" 11.79kg/26lbs	 <p>AN UNEVEN GROUND SURFACE CAN CAUSE PRODUCTS TO SHIFT DURING AN APPLICATION CAUSING DAMAGE TO EQUIPMENT AND/OR INJURY/DEATH TO WORKER.</p>	
PSI	865	865		
Product Photo			 <p>ENSURE THAT THE WEIGHT OF THE LOAD BEING LIFTED IS EVENLY DISTRIBUTED ACROSS THE BLOCK OR CRIB STACK - AVOID LOADING ONTO A SINGLE POINT OF CONTACT ON THE CRIBBING BLOCK.</p>	
Capacity	Heavy Duty	Heavy Duty		
Mfg. Part #	66SC-36	67HDC-30	  <p>PRODUCT WORKING LOAD LIMITS ARE MAXIMIZED IN A 77-DEGREE FAHRENHEIT (25-DEGREE CELSIUS) ENVIRONMENT; TEMPERATURES ABOVE OR BELOW WILL DECREASE WORKING LOAD LIMITS.</p>	
Product Name	Super Crib XL® Platform Base Crib Block	Black Diamond Crib®		
Working Load Limit (KG/LBS)	78,400/172,842	71,600/157,850		
Dimensions/Weight	6"x6"x36" 14.52kg/32lbs	6"x7"x30" 18.6kg/41lbs	  <p>YELLOW DURA CRIB® PRODUCTS HAVE A REDUCED WORKING LOAD AS COMPARED TO THE BLACK DURA CRIB PRODUCTS.</p>	
PSI	865	865		
Product Photo			 <p>DO NOT USE DURA CRIB BLOCKS OR PADS ON THEIR VERTICAL END. DO NOT DRILL INTO OR MODIFY PRODUCTS.</p>	
Capacity	Heavy Duty	Heavy Duty	Please note these products may have been shipped to you with your distributor's name or distributor's part number. Questions regarding these products may be directed to your distributor or contact:	
Mfg. Part #	44HDC-36	67PC-24		
Product Name	Super Black Diamond Crib XL®	Prime Crib®	Turtle Plastics 7400 Industrial Parkway Drive Lorain, OH 44053 1-800-756-6635 <a href="http://www.turtleplastics.com/resources">www.turtleplastics.com/resources</a>	
Working Load Limit (KG/LBS)	69,400/153,000	58,800/129,631	Scan the QR code above for our resources, including the most recent Dura Crib™ Brand Products Safety & Reference Manual. This guide may be reprinted without modification.	
Dimensions/Weight	4"x4"x36" 8.2kg/19lbs	6"x7"x24" 12.25kg/27lbs		
PSI	865	865		
Product Photo				
Capacity	Heavy Duty	Medium Duty	Medium Duty	Light Duty
Mfg. Part #	44HDC-30	67SC-24	44HDC-24	1B, 2B, 3B
Product Name	Profile Black Diamond Crib®	Super Crib®	Super Black Diamond Crib®	Turtle Lock Block/Blox®
Working Load Limit (KG/LBS)	50,800/111,994	49,900/110,000	40,823/90,000	31,000/68,343 per block
Dimensions/Weight	4"x4"x30" 6.8kg/15lbs	6"x7"x24" 11.79kg/26lbs	4"x4"x24" 5.9kg/13lbs	9"x9"x1" = 1.36kg/3lbs 9"x9"x2" = 2.27kg/5lbs 9"x9"x3" = 3.18kg/7lbs
PSI	865	865	865	865
Product Photo				
Capacity	Light Duty	Light Duty	Light Duty	Light Duty
Mfg. Part #	67HDC-10	44PL-18	44-18	24-18
Product Name	Little Black Diamond Crib®	Hybrid Crib®	44-18 Pyramid Crib®	24-18 Pyramid Crib®
Working Load Limit (KG/LBS)	23,700/52,249	20,500/45,194	13,607/30,000	8,164/18,000
Dimensions/Weight	6"x7"x10" 5.9kg/13lbs	4"x4"x18" 2.72kg/6lbs	4"x4"x18" 2.72kg/6lbs	2"x4"x18" 1.36kg/3lbs
PSI	865	735	735	735

Product Photo								
Capacity	Light Duty Fire Industry Application Only		Light Duty Fire Industry Application Only	Light Duty Fire Industry Application Only	Medium Duty Fire Industry Application Only			
Mfg. Part #	SC-1 and SC-3 (SC-3 is discontinued)		SC-2	SC-COG-1	CTP2424-2 and CTP1818-1.5			
Product Name	Standard and Giant Step Chock		Medium Step Chock	Cog Step Chock	ModPad® (US Pat. No. D804,768)			
Working Load (KG/LBS)	4,400/9,700 per chock		4,400/9,700	1,701/3,750 without cog or 2,722/6,000 with cog	54,431/102,058 each pad size			
Dimensions/Weight	SC-1 = 24 1/2"x5 3/4"(base)x 3 3/4"(w)x10 3/4"(h) 6.8kg/15lbs SC-3=31 1/2" x 11"(base)x5" (w) x22" (h)		29 1/2"x9" (base)x 4 1/2"(w) x17 1/4"(h) 15.88kg/35lbs	24 2/8"(base) x 6 5/8" (w)x10 3/4"(h) 9.98kg/22lbs	24"x24"x2" 17.32kg/38lbs	18"x18"x1 1/2" 7.26kg/16lbs		
PSI	865 per chock		865	865	402	369		
Protection Pad Product Photo								
Capacity	Super Heavy Duty		Super Heavy Duty		Super Heavy Duty	Super Heavy Duty		
Mfg. Part #	SP24-2		PCP24		SP24 and SP12	BDCPAD15 BDCPAD15-2 BDCPAD15-S		
Product Name	Slab Pad Two		Prime Crib Stack Pad		Slab Pad and Half Slab Pad	Black Diamond Crib Pad 15		
Working Load (KG/LBS)								
Dimensions/Weight	24"x24"x2" 15.88kg/35lbs		24"x24"x2" 18.14kg/40lbs		24"x12"x2" 6.8kg/15lbs	12"x12"x2" 3.63kg/8lbs		
PSI	3,000		3,000		3,000 per pad			
Product Photo					  <b>Please note:</b> The working load for our " Yellow Legacy Dura Crib" products is less than the black material counterpart products. The legacy products did not have a label affixed to the original product. If you, or your customer are still using yellow Dura Crib™ products and would like tags for the products, please contact us via <a href="mailto:orders@turtleplastics.com">orders@turtleplastics.com</a> or phone at 1-800-756-6635. We no longer manufacture any Dura Crib™ blocks, pads or step chocks in the yellow material. Please ensure this guide is sent to any user, including past users of the Dura Crib™ product brands. Thank you.			
Capacity	Medium Duty		Light Duty				Light Duty	
Mfg. Part #	PSP24		PSP18				SC-1Y, SC-2Y, SC-3Y	
Product Name	Single Prime/Super Crib Pad		Single Hybrid Crib Pad				Standard Step Chock Medium Step Chock Giant Step Chock	
Working Load (KG/LBS)							1,500/3,307 per chocks	
Dimensions/Weight	24"x6"x1" 2.72kg/5lbs		18"x4"x1" 1.36kg/3lbs				SC-1 = 24 1/2"x5 3/4"(base)x 3 3/4"(w) x10 3/4"(h) 6.8kg/15lbs SC-2 = 29 1/2"x9" (base)x 4 1/2"(w) x17 1/4"(h) 15.88kg/35lbs SC-3=31 1/2" x 11"(base)x5" (w) x22" (h) 29.48kg/65lbs	
PSI	3,000		3,000		511			
Product Photo								
Capacity	Light Duty		Light Duty		Light Duty	Light Duty		
Mfg. Part #	24-12Y Crib		44PL-18Y and 44LL-18Y		24-18-Y and 44-18-Y	1BY, 2BY, 3BY		
Product Name	Crib Pyramid Profile		Pyramid Crib/Hybrid Crib- Yellow and Lincoln Log-Yellow		Pyramid Crib Yellow	Lock Block/Blox		
Working Load (KG/LBS)	9,600/21,164		12,100/26,676		14,300/31,526	18,100/39,903		
Dimensions/Weight	2"x4"x12" .68kg/1.5lbs		4"x4"x18" 2.72kg/6lbs		2"x4"x18" 2.27kg/5lbs  4"x4"x18" 3.17kg/7lbs	9"x9"x1" = 1.36kg/3lbs 9"x9"x2" = 2.27kg/5lbs 9"x9"x3" = 3.18kg/7lbs		
PSI	511		435		511	700		