



DURA CRIB® BRAND PRODUCTS SAFETY & REFERENCE MANUAL

ATTENTION: ALL DISTRIBUTORS, INSTALLERS AND/OR PURCHASERS OF TURTLE PLASTICS DURA CRIB® BRAND PRODUCTS; PLEASE FOLLOW ALL PRODUCT WARNINGS AND INSTRUCTIONS ENCLOSED IN THIS MANUAL.

FAILURE TO DO SO POSES RISK OF SERIOUS INJURY OR DEATH TO THE USER AS A RESULT OF SLIPS, TRIPS, FALLS, ENTRAPMENT OR ROLLOVER OF EQUIPMENT.

ENSURE THIS MANUAL IS DISTRIBUTED TO ANYONE CURRENTLY USING THESE PRODUCTS OR PRIOR TO ANYONE USING THESE PRODUCTS.



Revised March 2024

Please read and save this manual.

DURA CRIB® BRAND PRODUCTS				
				
Capacity	Heavy Duty	Heavy Duty	Heavy Duty	Heavy Duty
Mfg. Part #	S612-24	S612-12	66SC-36	67HDC-30
Product Name	The Slab®	Half Slab®	Super Crib XL® - Platform Base Crib	Black Diamond Crib®
Working Load (KG/LBS)	110,000/242,508	55,000/121,254	78,400/172,842	71,600/157,850
PSI	865	865	865	865
				
Capacity	Heavy Duty	Heavy Duty	Medium Duty	Light Duty
Mfg. Part #	67PC-24	44HDC-30	67SC-24	1B, 2B, 3B
Product Name	Prime Crib®	Profile Crib®	Super Crib®	Turtle Lock Block/Blox®
Working Load (KG/LBS)	58,800/129,631	50,800/111,994	49,900/110,000	31,000/68,343 per block
PSI	865	865	735	865
				
Capacity	Light Duty	Light Duty	Light Duty	Light Duty
Mfg. Part #	67HDC-10	44PL-18	44-18 Pyramid Crib	24-18 Pyramid Crib
Product Name	Little Black Diamond Crib®	Hybrid Crib®	44-18 Pyramid Crib®	24-18 Pyramid Crib®
Working Load (KG/LBS)	23,700/52,249	20,500/45,194	13,607/30,000	8,164/18,000
PSI	865	735	735	865
				
Capacity	Light Duty-Fire Industry Use	Light Duty-Fire Industry Use	Medium Duty	Medium Duty
Mfg. Part #	SC-1,SC-2,SC-3	SC-COG-1	CTP2424-2 and CTP1818-1.5	PSP24
Product Name	Standard, Medium and Giant Step Chock	Cog Step Chock	ModPad® (US Pat. No. D804,768)	Single Prime/Super Crib Pad
Working Load (KG/LBS)	4,400/7,7000 per chock	1,701/3,750 without cog or 2,722/6,000 with cog	54,431/102,058 and 120,000/225,000	
PSI	865 each size	865	369 and 402	3,000
				
Capacity	Super Heavy Duty	Super Heavy Duty	Super Heavy Duty	Light Duty
Mfg. Part #	SP24-2	PCP24	SP24 and SP12	PSP18
Product Name	Slab Pad Two	Prime Crib Stack Pad	Slab Pad and Half Slab Pad	Single Hybrid Crib Pad
PSI	3,000	3,000	3,000	3,000

GENERAL PRODUCT INFORMATION

Turtle Plastics Dura Crib® brand products are recycled HDPE composite plastics blocks, step chocks and cribbing pads (some pads are made from UHMW high impact plastic) designed with interlocking facades and load rated to allow for cribbing/stabilization applications during rescue maneuvers in the first response community or during lifting operations of various sized equipment, machinery, or vehicles during maintenance or repair in an industrial setting. For safety and warranty requirements, the product(s) should be used only by the end user/purchaser and should not be rented or leased to any third party.

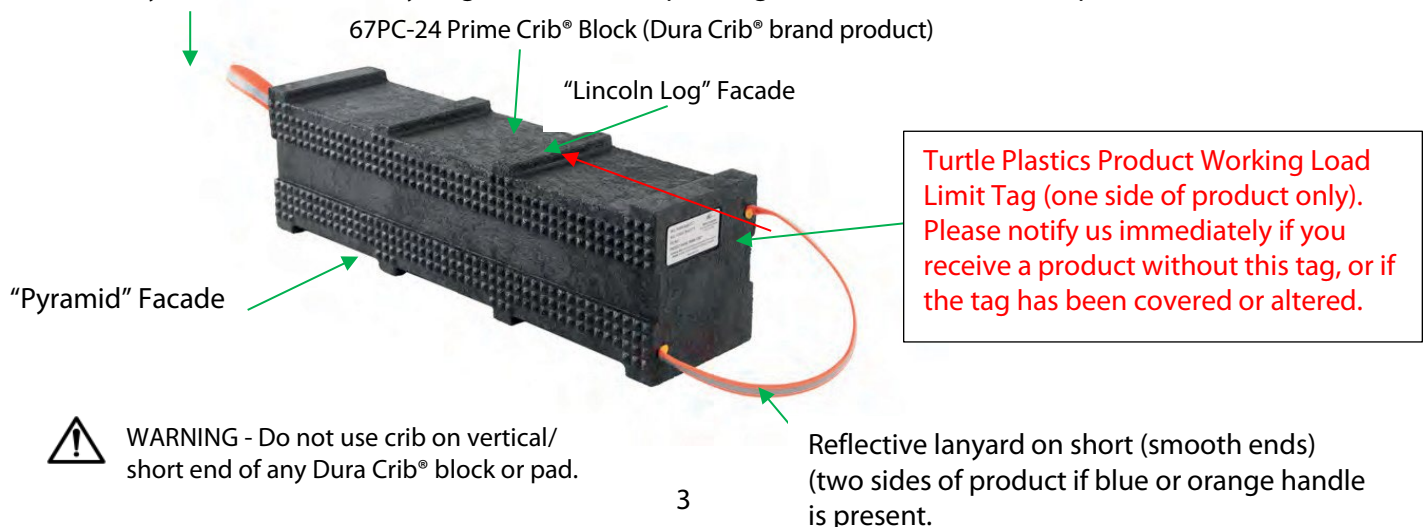
NOTE: Product working load limits for Dura Crib® brand products are maximized in a 77-degree Fahrenheit (25-degree Celsius) environment; temperatures above or below will decrease working load limits. Do not store or use products in temperatures below -17°C/0°F.

These products may have been sold under a different product name and/or part number. Please call Turtle Plastics at 1-800-756-6635 or check with your distributor if you are unsure.

DEFINITIONS:


1. "DURA CRIB" is a brand of Turtle Plastics products that are designed for active lifting and stabilization applications. These products have at least one interlocking facade that consists of either/or pyramids, "Lincoln Log", channels, raised steps, or pegs. These products are load rated and labeled. Most products have a high visibility lanyard strap(s). These products are designed for "active load" applications, i.e., when there is hazardous energy created during the lift (i.e., due to a pneumatic or hydraulic tool(s) used).
2. "WORKING LOAD" also known as "design load" or "safe load", is generally a fraction of the "ultimate strength." "Ultimate strength" refers to the force required to cause complete failure of a supporting structure. "Working load" determines the size and number of block cribs required. "Working load" should be no more than 1/3rd of "ultimate strength." Please refer to the *U.S. Army Corps of Engineers Urban Search and Rescue Field Operations Guide* to better understand design load and ultimate strength in relationship to cribbing operations.
3. "BOX CRIB" is so named because of the box that is formed when the cribbing blocks are configured. The crib stack must be on a flat, level surface and the top tier of the box crib should be solid; that is, with several pieces laid side by side so that there are no openings (gaps) and/or topped with a solid plate that distributes the weight down to the contact points.
4. "POINT SOURCE LOADING": When energy or an object bearing down onto the crib stack is uneven or the lift isn't positioned in a manner where weight is distributed evenly across the box crib. Point source loading can cause the crib block or crib stack to fail irrespective if the block is made from wood or engineered material. Another example of point source loading is placing the block under a single point of contact where there is a sharp object such as a screw or bolt which then pierces the cribbing block causing the block to fail.

You may see a "Distributed by" tag on this side depending on the Distributor of the product.








GENERAL INSTRUCTIONS

SAFETY INSTRUCTIONS



1. User(s) of these products must understand cribbing techniques as described by their organization's policies or as demonstrated by the US Army Corps of Engineers, FEMA, or OSHA.
2. Limit height of crib stack to 2-3 times width (shortest width for non-square crib block).
3. Do not store or use products in temperatures below -17°C/0°F.
4. Use caution and conduct your own testing of your application of the Dura Crib products prior to lift.
5. Beware of any deflection, sagging, or bending of the products during lifting or stabilization maneuvers.
6. All Dura Crib products are designed to be placed on a stable surface and on the horizontal facade of a crib block; never use any Dura Crib product on its vertical (short) end.
7. Do not use products for cribbing, shoring, or stabilization applications in any medium to heavy-duty crane equipment.
8. All Dura Crib products should have their product Manufacturer's Working Load Limit identification tag affixed to the product. Please call your distributor or Turtle Plastics if you require a replacement identification tag.
9. Post the Working Load Reference Guide on page 2 near the area where products are used.
10. Ensure when using products that whatever is being stabilized on the products, is placed in a uniformly distributed load manner and the majority of the load of the object or equipment lift isn't positioned in a manner onto a single point of contact (referred to as point source load).
11. The bottom layer of the crib stack should be placed in a solid configuration so it can sustain the spread of the load, especially on soil or asphalt paving. Use caution on uneven surfaces.
12. Use caution with wedges. While wedges are designed to fill gaps, they are not designed to carry load and should not be considered as part of the working load formula.

WARNINGS

 CRUSH HAZARD Can cause serious injury or death.	
	<ul style="list-style-type: none"> BEFORE USING PRODUCTS, READ YOUR EQUIPMENT OWNER'S GUIDE AND YOUR ORGANIZATION'S POLICIES AND PROCEDURES FOR THE USE OF THESE PRODUCTS AND FOR ANY WARNINGS OR SIGNAGE THAT NEEDS TO BE POSTED WHILE PRODUCTS ARE IN USE.
	<ul style="list-style-type: none"> DO NOT USE PRODUCTS FOR CRIBBING, SHORING, OR STABILIZATION APPLICATIONS IN ANY MEDIUM TO HEAVY-DUTY CRANE EQUIPMENT.
	<ul style="list-style-type: none"> AN UNEVEN GROUND SURFACE CAN CAUSE PRODUCTS TO SHIFT DURING AN APPLICATION CAUSING DAMAGE TO EQUIPMENT AND/OR INJURY/DEATH TO WORKER.
	<ul style="list-style-type: none"> ENSURE THAT THE WEIGHT OF THE LOAD BEING LIFTED IS EVENLY DISTRIBUTED ACROSS THE BLOCK OR CRIB STACK -AVOID LOADING ONTO A SINGLE POINT OF CONTACT ON THE CRIBBING BLOCK. DO NOT OVERLOAD PRODUCTS. INSPECT PRODUCTS FOR ANY DAMAGE PRIOR TO USING. DO NOT DRILL INTO OR MODIFY PRODUCTS.

INJURY AND PROPERTY DAMAGE AVOIDANCE INSTRUCTIONS

1. Do not overload products.
2. Do not cut, drill, or bolt into products.
3. Ensure the Manufacturer's Working Load Limit identification tag is affixed to the product at all times. Request a complimentary tag from Turtle Plastics or your distributor if needed.
4. When applicable, check that the product lanyard is intact before lifting the block by the lanyard.
5. Use the correct personal protective equipment when conducting lifting or stabilizing maneuvers.
6. Whenever possible, avoid intermixing cribbing materials. Due to the differences in material compression and coefficient of friction, extreme care must be exercised when intermixing wooden or metal cribbing with Dura Crib products.
7. Use caution on uneven surfaces.
8. Do not replace damaged component parts with component parts other than those made by Turtle Plastics.
9. Do not leave Dura Crib products unattended during active load or lifting operations.
10. Do not leave Dura Crib products for any length of period during active load or lift.
11. Do not clean products with any product other than a cleaning solution from EPA List N for plastic.

APPLICATION EXAMPLES & RESOURCES


PRODUCT APPLICATION EXAMPLES

These are examples only. Always refer to the equipment owner's manual and/or your organization's safety policies for proper cribbing/blocking techniques. You can find further product information on our website.

Use correct posture when lifting products. For example, on the left, the CT44PL-18 Crib Toters are designed to organize 2 sets of (9) 44PL-18 Hybrid Crips and the carrying bag provides ergonomic features to reduce injuries for workers.



Example on the right of a heavy-duty cribbing application during rescue using the 67PC24 Prime Crips and PCP24 Prime Crib Pad.



Example on the right of a heavy-duty lifting application for utility equipment using the SP24-2 Slab Pad Two on the bottom layer, the S612-24 Full Slab and the SP24 Slab Pad on the top of stack.



FOR ADDITIONAL RESOURCES, PLEASE PLACE PHONE CAMERA OVER QR CODE TO BE DIRECTED TO THE TURTLE PLASTICS WEBSITE.

<https://www.turtleplastics.com/resources/>



WARRANTY as of 4/1/2023

1. Cleveland Reclaim Industries Inc. dba Turtle Plastics (hereinafter "Company") warrants solely to the original purchaser at retail of its Dura Crib Products (hereinafter "Product") that:
 - a. For five (5) years from the date of the original purchase at retail, Company will provide a replacement Product for any Product that breaks for any reason other than abuse or damage due to misapplication or improper installation or stabilization maneuver.
 - b. For ten (10) years from the date of the original purchase at retail, Company will provide a replacement on any Product that is sagging for any reason other than damage due to misapplication, overloading of product or improper installation.
 - c. For fifty (50) years from the date of the original purchase at retail, Company will provide a replacement Product for any Product that becomes defective because of rot, termite infestation or corrosion.
2. A Product shall be deemed broken or defective when it lacks the capacity to perform the primary function for which it was manufactured as determined by Company.
3. The lanyard and plug do not carry any warranty provision.
4. Company shall not warrant any Product whose production identification label is altered, including changing the Company's name, logo, product working load, country of origin, phone number and technical information website link. Company will replace any missing or lost product identification found on Product free of charge.
5. TO OBTAIN PERFORMANCE UNDER THIS WARRANTY, the original purchaser at retail must submit and complete online the requisite claim form found on the Company's website. Once a claim form has been submitted along with the necessary supporting documentation, the original purchaser shall receive a Return Goods Authorization number. Once a number has been generated, please return the broken or defective Product to Company postage paid, with a copy of the invoice documenting the date of purchase. Any Product returned for replacement under this warranty must be clearly marked with a "warranty return authorization code," which the original purchaser at retail may obtain from Company. Company will ship a replacement Product to the original purchaser at retail, postage due, within ten (10) days or as soon as product becomes available of receiving the broken or defective Product. Company reserves the right to challenge any warranty claim for failures resulting from obvious abuse or damage due to misapplication or improper installation.
6. ANY EXPRESS WARRANTY NOT PROVIDED HEREIN, AND ANY REMEDY FOR BREACH OF CONTRACT WHICH BUT FOR THIS PROVISION MIGHT ARISE BY IMPLICATION OF OPERATION OF LAW, IS HEREBY EXCLUDED AND DISCLAIMED. THIS SALE IS MADE ON THE EXPRESS UNDERSTANDING THAT THERE IS NO IMPLIED WARRANTY THAT ANY PRODUCT SHALL BE FIT FOR ANY PARTICULAR PURPOSE OR AN IMPLIED WARRANTY THAT ANY GOODS SHALL BE MERCHANTABLE. THE ORIGINAL PURCHASER AT RETAIL ACKNOWLEDGES THAT SAID PURCHASER IS NOT RELYING ON COMPANY'S SKILL AND JUDGEMENT TO SELECT OR FURNISH GOODS SUITABLE FOR ANY PARTICULAR USE.
7. UNDER NO CIRCUMSTANCES SHALL COMPANY BE LIABLE TO THE ORIGINAL PURCHASER AT RETAIL OR ANY OTHER PERSON FOR ANY SPECIAL OR CONSEQUENTIAL DAMAGES, WHETHER ARISING OUT OF BREACH OF WARRANTY, BREACH OF CONTRACT, OR OTHERWISE. COMPANY SHALL IN NO EVENT BE LIABLE FOR ANY BREACH OF WARRANTY IN AN AMOUNT EXCEEDING THE ORIGINAL PURCHASE PRICE OF ANY PRODUCT.
8. COMPANY SHALL IN NO EVENT BE BOUND BY ANY STATEMENT OR REPRESENTATION AS TO THE QUALITY OR PERFORMANCE OF ANY PRODUCT, OTHER THAN AS CONTAINED IN THIS WARRANTY.
9. PRODUCTS PROVIDED AS SAMPLES OR AT NO CHARGE ARE NOT CONSIDERED WARRANTED AND MAY NOT BE RETURNED FOR ANY CASH VALUE OR REPLACEMENT.
10. COMPANY RESERVES THE RIGHT, AT ITS DISCRETION, TO CHANGE, MODIFY, ADD, OR REMOVE PORTIONS OF THE WARRANTY AT ANY TIME BY POSTING THE AMENDED WARRANTY ON ITS WEBSITE AT [HTTPS://WWW.TURTLEPLASTICS.COM/RESOURCES/](https://www.turtleplastics.com/resources/). PLEASE CHECK WARRANTY PERIODICALLY FOR CHANGES OR CALL OUR OFFICE AT 1-800-756-6635 IF YOU WOULD LIKE THE MOST RECENT WARRANTY.
11. DO NOT RENT OR LEASE ANY PRODUCT. DOING SO WILL VOID ANY WARRANTY OR PRODUCT LIABILITY OF THE MANUFACTURER.
12. DO NOT USE PRODUCTS FOR CRIBBING, SHORING, OR STABILIZATION APPLICATIONS IN ANY MEDIUM TO HEAVY-DUTY CRANE EQUIPMENT.
13. THE COMPANY STRONGLY RECOMMENDS THAT GENUINE DURA CRIB PRODUCTS ARE USED DURING CRIBBING APPLICATIONS AND THE USE OR MIXING OF OTHER PRODUCTS OR MATERIALS IN THE CRIB STACK MAY ALTER THE PERFORMANCE OF THE COMPANY'S PRODUCTS, CAUSE SERIOUS INJURY TO THE USER, DAMAGE TO THE EQUIPMENT AND CANCEL THE LIMITED WARRANTY PROVIDED HEREIN.

DURA STAT®/DURA BLEND LUMBER/UHMW BRAND PRODUCTS AS OF 04/01/2023

1. Cleveland Reclaim Industries Inc. dba Turtle Plastics (hereinafter "Company") warrants solely to the original purchaser at retail of its Dura Stat ("DS Product")/Dura Blend Lumber ("DBL Product") and Ultra High Molecular Weight Polyethylene (hereinafter "UHMW Product") that:
 - a. For one (1) year from the date of the original purchase at retail, Company will provide a replacement for DS, DBL OR UHMW Product that breaks for any reason other than abuse or damage due to misapplication or improper installation.
 - b. For fifty (50) years from the date of the original purchase at retail, Company will provide a replacement DS, DBL OR UHMW Product that becomes defective because of rot, termite infestation or corrosion.
 - c. Included are warranty provisions 2-13 above.
2. THE LIMITED WARRANTY PROVIDED FOR HEREIN WILL BE CANCELED SHOULD THE ORIGINAL PURCHASER USE DS OR DBL PRODUCTS IN ANY BOX CRIBBING APPLICATION OR STACKING CONFIGURATION.
3. THE LIMITED WARRANTY PROVIDED FOR HEREIN WILL BE CANCELED SHOULD THE ORIGINAL PURCHASER USE DS OR DBL IN ANY CRANE APPLICATION.
4. THE LIMITED WARRANTY PROVIDED FOR HEREIN WILL BE CANCELED SHOULD THE ORIGINAL PURCHASER USE UHMW PRODUCTS FOR CRIBBING, SHORING, OR STABILIZATION APPLICATIONS IN ANY MEDIUM TO HEAVY-DUTY CRANE EQUIPMENT.

Distributed By:

TURTLE PLASTICS

7400 Industrial Parkway Drive
Lorain, OH 44053

PH: 800-756-6635 or 440-282-8008 | Fax: 800-437-1603 or 440-282-8822
www.turtleplastics.com | orders@turtleplastics.com

©2024 Turtle Plastics, all rights reserved. This manual may be copied for distribution.
Distributor may place contact information on the back of this manual. No alteration of the
content in this manual is permitted without the written permission of Turtle Plastics.

ALL TURTLE PLASTICS' PRODUCTS
MADE IN USA