



FORKLIFT STABILIZATION KIT

SAFETY & REFERENCE MANUAL



- ATTENTION: ALL DISTRIBUTORS, INSTALLERS AND/OR PURCHASERS OF TURTLE PLASTICS' FORKLIFT STABILIZATION KITS, PLEASE FOLLOW ALL PRODUCT WARNINGS AND INSTRUCTIONS ENCLOSED IN THIS MANUAL.

- FAILURE TO FOLLOW WARNINGS AND INSTRUCTIONS POSES RISK OF SERIOUS INJURY OR DEATH TO THE USER AS A RESULT OF SLIPS, TRIPS, FALLS, ENTRAPMENT OR ROLLOVER OF EQUIPMENT.

- PLEASE READ , UNDERSTAND AND SAVE THIS MANUAL. PLEASE ENSURE THIS MANUAL IS DISTRIBUTED TO ANYONE CURRENTLY USING THESE PRODUCTS AND PRIOR TO ANYONE USING THESE PRODUCTS.

- This manual may be copied for distribution. You may obtain an electronic copy of this document by contacting Turtle Plastics, your distributor or going online via [HTTPS://WWW.TURTLEPLASTICS.COM/RESOURCES](https://www.turtleplastics.com/resources). You may upload this document to Google Translate at <https://translate.google.com/> for language translation.

- Products contained in the Forklift Stabilization Kit(s) may have been sold under a different name(s) or part number(s), please check with your distributor or organization. Actual included components are individualized depending on the make and model of your equipment.

- Please replace and disseminate any previous versions of this manual with this current manual dated 12/1/2022.

MANUAL REVISED 12/1/2022

Turtle Plastics®

7400 Industrial Parkway Drive Lorain, OH 44053

PH: 800-756-6635 or 440-282-8008 | Fax: 800-437-1603 or 440-282-8822

www.turtleplastics.com | orders@turtleplastics.com

KITS

Mfg. Part #: IBS-KIT R
Basic Forklift Stabilization Kit



Mfg. Part #: MBS Maintenance Bay Service Kit



Mfg. Part #: BMAC KIT




Mfg. Part #: JAB KIT






















Mfg. Part #: CR-TURRET-RM KIT 1
(Blocks are illustrated below, image is not a photo.)



Mfg. Part #: CR-TURRET-TSP KIT 2
(Blocks are illustrated below, image is not a photo.)



PRODUCT COMPONENT OVERVIEW


| | | | | | | | |
|--|--|--|--|---|--|---|---|
| Product Photo |  |  |  |  |  |  |  |
| Mfg. Part # | 2B | 67HDC-10 | FSS-4x4x22 | FSS-4x4x48 | WC2 | RZ17-1-10 | FSS-Clamps |
| Product Name | Lock Block/Blox® | Little Black Diamond Crib® | 4"x4"x22" True Dura Stat Inner Rail Channel Block | 4"x4"x48" True Dura Stat Inner Rail Channel Block | Double Wheel Chock | Stockpicker Rizer | Bessey Clamps |
| Product Orientation/ Note | Horizontal | Horizontal | *Vertical-Please see footnotes below. | *Vertical-Please see footnotes below. | Horizontal | Horizontal | *To secure FSS blocks inside mast channel. |
| Strength (PSI)/ Working Load if Applicable | 865 31,000kg/68,343lbs. all sizes | 865 23,700kg/52,249lbs. | 850 1,724kg/3,880lbs. | 850 1,724kg/3,880lbs. | 865 N/A | 865 N/A | N/A |
| *FOOTNOTES | | | | | | | |
| 1) | THE MAXIMUM FORKLIFT MAST WEIGHT IS 3,800 POUNDS. | | | | | | |
| 2) | SAFETY GUIDELINES REQUIRE EACH SIDE OF THE MAST (CHANNEL) MUST BE SUPPORTED, (ie EACH SIDE SHALL NEED TO SUPPORT UP TO ½ THE WEIGHT OF THE MAST ASSEMBLY, OR 1,900 POUNDS). | | | | | | |
| 3) | SAFETY GUIDELINES ALSO REQUIRE CLAMPING OF THE SUPPORT BLOCK(S) TO THE MAST CHANNEL. | | | | | | |
| Product Photo |  |  |  |  | |  |  |
| Mfg. Part # | Baseleg 3x4x6 | Pantograph 3x4x9 | Pantograph 3x4x13 | FSS-2.5x3.5x13 | | FSS-2.5x3.5x9 | FSS-2.5x3.5x6-L |
| Product Name | 3"x4"x6" | 3"x4"x9" Block Pantograph | 3"x4"x13" Block Pantograph | FSS-2.5"x3.5"x13"- Block Pantograph | | FSS-2.5"x3.5"x9" Block Pantograph | FSS-2.5"x3.5"x6"-L Block Pantograph with Lanyard |
| Product Orientation/ Note | Use vertically inside channel of specified manufacturer's equipment model. Made from UHMW plastic. | Use vertically inside channel of specified manufacturer's equipment model. Made from UHMW plastic. | Use vertically inside channel of specified manufacturer's equipment model. Made from UHMW plastic. | Use vertically for outside of mast for certain forklift equipment as a safety redundancy feature while inside channel is cribbed using either the FSS-4x4x22 or FSS-4x4x48 block. | | Use vertically for outside of mast for certain forklift equipment as a safety redundancy feature while inside channel is cribbed using either the FSS-4x4x22 or FSS-4x4x48 block. | Use vertically for outside of mast for certain forklift equipment as a safety redundancy feature while inside channel is cribbed using either the FSS-4x4x22 or FSS-4x4x48 block. |
| Strength (PSI) | 3,000 | 3,000 | 3,000 | 865 | | 865 | 865 |
| Product Diagram |  |  |  |  |  |  | |
| Mfg. Part # | CR-RM KIT 1-PART A | CR-RM KIT 1-PART B | CR-RM KIT 1-PART C | CR-RM KIT 1-PART D | CR-TSP KIT 2-PART E | CR-TSP KIT 2-PART F | CR-TURRET-PART EU |
| Product Name | 1.5" x 4.75" x 44.5" c/w cutout Block | 1.5" x 4.75" x 20.5" Block | 1.5" x 4.75" x 11"Block | 3" x 3" x 30" Block | 3" x 3.75" x 48" c/w Cutout Block | 3" x 3.75" x 14" Block | Part EU 2.5" x 3.5" x 48" Block |
| Product Orientation/ Note | Use vertically inside channel of specified manufacturer's equipment model. Made from UHMW plastic. | Use vertically inside channel of specified manufacturer's equipment model. Made from UHMW plastic. | Use vertically inside channel of specified manufacturer's equipment model. Made from UHMW plastic. | Use vertically inside channel of specified manufacturer's equipment model. Made from UHMW plastic. | Use vertically inside channel of specified manufacturer's equipment model. Made from UHMW plastic. | Use vertically inside channel of specified manufacturer's equipment model. | Use vertically inside channel of specified manufacturer's equipment model. |
| Strength (Working Load Limit) | 3,538 kg/7,800lbs. | 6,124 kg/13,500lbs. | 6,124 kg/13,500lbs. | 7,756 kg/17,100lbs. | 9,662 kg/21,300lbs. | 7,076 kg/15,600lbs. | 7,756 kg/17,100lbs. |

GENERAL PRODUCT INFORMATION

The Forklift Stabilization Kits are designed to provide components for stabilizing, including cribbing and blocking of many different manufacturer's lift equipment during repair or maintenance maneuvers in an industrial setting. Before using any of the Turtle Plastics Forklift Stabilization Kits or components, carefully read, understand, and follow instructions, procedures, and safety warnings in the equipment owner's manual, in your organization's safety guides and in this manual. This manual cannot anticipate or provide advice and cautions for all situations encountered by repair personnel. **For safety and warranty, the products should be used only by a trained professional in forklift equipment maintenance and repair and these components must be used solely by the purchaser and/or its employees and should not be rented to a third party.**

- **NOTE:** Product working load limits on identified components (WLL) are maximized in a 77-degree Fahrenheit (25-degree Celsius) environment; temperatures above or below will decrease working load limits.
- All Turtle Plastics' components in this manual (excluding clamps/carrying bags) are made from recycled post-industrial HDPE or UHMW formulated plastic with a reliable and repeatable formula.
- Plastic product components may be cleaned with mild detergent and water or disinfected with an agent on the EPA List N.
- In addition to the information listed below, additional safety warnings and cautions are listed throughout this manual. Please read, understand, and follow them carefully. The Forklift Stabilization Kit components are intended to be used by trained forklift repair personnel only.

SAFETY AND PROPERTY DAMAGE AVOIDANCE INSTRUCTIONS



- Do not use Turtle Plastics' general Dura Blend Lumber brands to replace Mfg. Part# #FSS-4x4x22, #FSS-4x4x48, Baseleg 3x4x6, Baseleg 3x4x9, Baseleg 3x4x13, FSS-2.5x3.5x13, FSS-2.5x3.5x9, FSS-2.5x3.5x6-L Pantograph, or any of the CR Kit parts. Do not use any other size Dura Blend Lumber composite products as inner rail channel block supports. While these products may look similar to the inner rail channel blocks, they are not the same. Most composite lumber is nominal (not true) and not tested for a vertical load rating. Additionally, colored (yellow or red) mast support blocks are made from an ultra-high molecular weight plastic which can sustain greater psi loads than the black inner rail channel blocks.
- Do not stack any mast support products with any other materials.
- Do not point source load any Turtle Plastics product component.

- Make sure load weight is spread evenly across Turtle Plastics' product(s).
- Inspect all components for cracks, splits, warping, and chemical damage every time before use.
- Do not use any component if any damage is detected. Only replace damaged components with genuine Turtle Plastics' components by contacting Turtle Plastics or your distributor.
- Before using, ensure the components are compatible with the measurements and load ratings of your equipment.
- Refer to your equipment owner's manual and organization's policies for proper lockout - tagout procedures for your equipment.
- Make sure components are clean and dry before using.
- When applicable, make sure to apply the equipment's braking mechanism.
- When applicable, chock the equipment's wheels. Some kits include the Turtle Plastics' wheel chocks.
- Always conduct repairs and maintenance in a well-lit environment.
- Always wear the appropriate personal protective equipment when working on your equipment.
- Do not exceed maximum load ratings as listed on products or in this manual.
- Do not leave equipment unattended while using Turtle Plastics' products in an active load configuration or maneuver.
- Never use overhead chains, floor jacks, or another forklift truck as a main support of equipment.

WARNINGS

|  WARNING | |
|--|---|
|  | CRUSH HAZARD Can cause serious injury or death. <ul style="list-style-type: none"> • READ AND UNDERSTAND YOUR EQUIPMENT'S OPERATOR MANUAL FOR SAFETY INSTRUCTIONS, LIFTING, CRIBBING AND LOAD DISTRIBUTION TECHNIQUES BEFORE USING THESE PRODUCTS. |
|  | <ul style="list-style-type: none"> • DO NOT EXCEED MAXIMUM LOAD CAPACITY OF EACH PRODUCT. • AN UNEVEN SURFACE OR MISAPPLICATION OF PRODUCTS CAN CAUSE EQUIPMENT TO FALL ONTO WORKER. |
|  | <ul style="list-style-type: none"> • ENSURE THAT THE WEIGHT OF THE LOAD BEING LIFTED IS EVENLY DISTRIBUTED ACROSS THE CRIB BLOCK/CRIB STACK OR PAD. AVOID LOADING ONTO A SINGLE POINT OF CONTACT ON PRODUCTS (POINT SOURCE LOADING). |

|  WARNING | |
|--|--|
|  | ROLLOVER/TIPPING HAZARD Can cause serious injury or death. <ul style="list-style-type: none"> • Before using product components ensure forklift is on level and solid ground. • To avoid shifting the center of gravity and flipping the forklift truck during cribbing up of masts, always support both sides of the mast using clamps that are secured to the equipment using the exact same Turtle Plastics' product components. • Do not leave forklift unattended during an active cribbing application. |

APPLICATION EXAMPLES

These are examples only. Always refer to the equipment owner's manual and/or your organization's safety policies for proper cribbing/blocking techniques when raising a forklift.


To avoid shifting the center of gravity and flipping the forklift truck, always support both sides of the mast using the exact same configuration.



Example of mast support using both the FSS-4x4X22 and FSS-4x4x48 inner rail channel blocks.



- Clamps are provided in the standard Part# IBS-Kit R and BMAC Kit. The clamps secure the FSS inner rail channel block components to the structure of the equipment to keep them from moving when lowering the mast.
- When lowering the mast on to the blocking components, do so slowly.



Example of a mast support using Mfg. Part# FSS-4x4x48 and Mfg. Part #FSS-Clamp.



Example of a forklift on a Mfg. Part#: RZ-17-1-10 Stockpicker Rizer.
DANGER: When driving on to the rizer, do so slowly.



WARRANTY

1. Cleveland Reclaim Industries Inc. dba Turtle Plastics (hereinafter "Company") warrants solely to the original purchaser at retail of its Dura Crib Products (hereinafter "Product") that:
 - a. For five (5) years from the date of the original purchase at retail, Company will provide a replacement Product for any Product that breaks for any reason other than abuse or damage due to misapplication or improper installation or stabilization maneuver.
 - b. For ten (10) years from the date of the original purchase at retail, Company will provide a replacement on any Product that is sagging for any reason other than damage due to misapplication, overloading of product or improper installation.
 - c. For fifty (50) years from the date of the original purchase at retail, Company will provide a replacement Product for any Product that becomes defective because of rot, termite infestation or corrosion.
2. A Product shall be deemed broken or defective when it lacks the capacity to perform the primary function for which it was manufactured as determined by Company.
3. The lanyard and plug do not carry any warranty provision.
4. Company shall not warrant any Product whose production identification label is altered, including changing the Company's name, logo, product working load, country of origin, phone number and technical information website link. Company will replace any missing or lost product identification found on Product free of charge.
5. TO OBTAIN PERFORMANCE UNDER THIS WARRANTY, the original purchaser at retail must submit and complete online the requisite claim form found on the Company's website. Once a claim form has been submitted along with the necessary supporting documentation, the original purchaser shall receive a Return Goods Authorization number. Once a number has been generated, please return the broken or defective Product to Company postage paid, with a copy of the invoice documenting the date of purchase. Any Product returned for replacement under this warranty must be clearly marked with a "warranty return authorization code," which the original purchaser at retail may obtain from Company. Company will ship a replacement Product to the original purchaser at retail, postage due, within ten (10) days or as soon as product becomes available of receiving the broken or defective Product. Company reserves the right to challenge any warranty claim for failures resulting from obvious abuse or damage due to misapplication or improper installation.
6. ANY EXPRESS WARRANTY NOT PROVIDED HEREIN, AND ANY REMEDY FOR BREACH OF CONTRACT WHICH BUT FOR THIS PROVISION MIGHT ARISE BY IMPLICATION OF OPERATION OF LAW, IS HEREBY EXCLUDED AND DISCLAIMED. THIS SALE IS MADE ON THE EXPRESS UNDERSTANDING THAT THERE IS NO IMPLIED WARRANTY THAT ANY PRODUCT SHALL BE FIT FOR ANY PARTICULAR PURPOSE OR AN IMPLIED WARRANTY THAT ANY GOODS SHALL BE MERCHANTABLE. THE ORIGINAL PURCHASER AT RETAIL ACKNOWLEDGES THAT SAID PURCHASER IS NOT RELYING ON COMPANY'S SKILL AND JUDGEMENT TO SELECT OR FURNISH GOODS SUITABLE FOR ANY PARTICULAR USE.
7. UNDER NO CIRCUMSTANCES SHALL COMPANY BE LIABLE TO THE ORIGINAL PURCHASER AT RETAIL OR ANY OTHER PERSON FOR ANY SPECIAL OR CONSEQUENTIAL DAMAGES, WHETHER ARISING OUT OF BREACH OF WARRANTY, BREACH OF CONTRACT, OR OTHERWISE. COMPANY SHALL IN NO EVENT BE LIABLE FOR ANY BREACH OF WARRANTY IN AN AMOUNT EXCEEDING THE ORIGINAL PURCHASE PRICE OF ANY PRODUCT.
8. COMPANY SHALL IN NO EVENT BE BOUND BY ANY STATEMENT OR REPRESENTATION AS TO THE QUALITY OR PERFORMANCE OF ANY PRODUCT, OTHER THAN AS CONTAINED IN THIS WARRANTY.
9. PRODUCTS PROVIDED AS SAMPLES OR AT NO CHARGE ARE NOT CONSIDERED WARRANTIED AND MAY NOT BE RETURNED FOR ANY CASH VALUE OR REPLACEMENT.
10. COMPANY RESERVES THE RIGHT, AT ITS DISCRETION, TO CHANGE, MODIFY, ADD, OR REMOVE PORTIONS OF THE WARRANTY AT ANY TIME BY POSTING THE AMENDED WARRANTY ON ITS WEBSITE AT [HTTPS://WWW.TURTLEPLASTICS.COM/RESOURCES/](https://www.turtleplastics.com/resources/). PLEASE CHECK WARRANTY PERIODICALLY FOR CHANGES OR CALL OUR OFFICE AT 1-800-756-6635 IF YOU WOULD LIKE THE MOST RECENT WARRANTY.
11. DO NOT USE PRODUCTS FOR CRIBBING, SHORING, OR STABILIZATION APPLICATIONS IN ANY MEDIUM TO HEAVY-DUTY CRANE EQUIPMENT.
12. THE COMPANY STRONGLY RECOMMENDS THAT GENUINE DURA CRIB PRODUCTS ARE USED DURING CRIBBING APPLICATIONS AND THE USE OR MIXING OF OTHER PRODUCTS OR MATERIALS IN THE CRIB STACK MAY ALTER THE PERFORMANCE OF THE COMPANY'S PRODUCTS, CAUSE SERIOUS INJURY TO THE USER, DAMAGE TO THE EQUIPMENT AND CANCEL THE LIMITED WARRANTY PROVIDED HEREIN.

DURA STAT®/DURA BLEND LUMBER/UHMW BRAND PRODUCTS AS OF 12/1/2022

1. Cleveland Reclaim Industries Inc. dba Turtle Plastics (hereinafter "Company") warrants solely to the original purchaser at retail of its Dura Stat ("DS Product")/Dura Blend Lumber ("DBL Product") and Ultra High Molecular Weight Polyethylene (hereinafter "UHMW Product") that:
 - a. For one (1) year from the date of the original purchase at retail, Company will provide a replacement for DS, DBL OR UHMW Product that breaks for any reason other than abuse or damage due to misapplication or improper installation.
 - b. For fifty (50) years from the date of the original purchase at retail, Company will provide a replacement DS, DBL OR UHMW Product that becomes defective because of rot, termite infestation or corrosion.
 - c. Included are warranty provisions 2-12 above.
2. THE LIMITED WARRANTY PROVIDED FOR HEREIN WILL BE CANCELED SHOULD THE ORIGINAL PURCHASER USE DS OR DBL PRODUCTS IN ANY BOX CRIBBING APPLICATION OR STACKING CONFIGURATION.
3. THE LIMITED WARRANTY PROVIDED FOR HEREIN WILL BE CANCELED SHOULD THE ORIGINAL PURCHASER USE DS OR DBL IN ANY CRANE APPLICATION.
4. THE LIMITED WARRANTY PROVIDED FOR HEREIN WILL BE CANCELED SHOULD THE ORIGINAL PURCHASER USE UHMW PRODUCTS FOR CRIBBING, SHORING, OR STABILIZATION APPLICATIONS IN ANY MEDIUM TO HEAVY-DUTY CRANE EQUIPMENT.