

# DURA CRIB® BRAND PRODUCTS WORKING LOAD REFERENCE GUIDE

**PLEASE POST THE FRONT AND BACK OF THIS GUIDE IN A CONSPICUOUS AREA WHERE PRODUCTS ARE BEING USED.**


**NOTE:** Please read the Dura Crib Safety & Reference Manual prior to using these products.  
 Product working load limits are maximized in a 77-degree Fahrenheit (25-degree Celsius) environment;  
 temperatures above or below will decrease working load limits.





**PLEASE CONTACT YOUR DISTRIBUTOR  
WITH ANY QUESTIONS OR CONTACT  
TURTLE PLASTICS AT:**

7400 Industrial Parkway Drive  
 Lorain, OH 44053  
 1-800-756-6635 or 440-282-8008  
 info@turtleplastics.com  
 www.turtleplastics.com  
 or

<https://www.turtleplastics.com/resources/>  
 or scan the QR Code for the online resource page.






**CRUSH HAZARD**  
 Can cause serious injury or death.

- BEFORE USING PRODUCTS, READ YOUR EQUIPMENT OWNER'S GUIDE AND YOUR ORGANIZATION'S POLICIES AND PROCEDURES FOR THE USE OF THESE PRODUCTS AND FOR ANY WARNINGS OR SIGNAGE THAT NEEDS TO BE POSTED WHILE PRODUCTS ARE IN USE.
- DO NOT USE PRODUCTS FOR CRIBBING, SHORING, OR STABILIZATION APPLICATIONS IN ANY MEDIUM TO HEAVY-DUTY CRANE EQUIPMENT.
- AN UNEVEN GROUND SURFACE CAN CAUSE PRODUCTS TO SHIFT DURING AN APPLICATION CAUSING DAMAGE TO EQUIPMENT AND/OR INJURY/DEATH TO WORKER.
- ENSURE THAT THE WEIGHT OF THE LOAD BEING LIFTED IS EVENLY DISTRIBUTED ACROSS THE BLOCK OR CRIB STACK - AVOID LOADING ONTO A SINGLE POINT OF CONTACT ON THE CRIBBING BLOCK.
- DO NOT OVERLOAD PRODUCTS.
- INSPECT PRODUCTS FOR ANY DAMAGE PRIOR TO USING.
- DO NOT DRILL INTO OR MODIFY PRODUCTS.

ALL TURTLE PLASTICS® PRODUCTS  
**MADE IN USA**

Product Photo		
Capacity	Heavy Duty	Heavy Duty
Mfg. Part #	S612-24	S612-12
Product Name	The Slab®	Half Slab®
Working Load (KG/LBS)	110,000/242,508	55,000/121,254
PSI	865	865
Product Photo		
Capacity	Heavy Duty	Heavy Duty
Mfg. Part #	66SC-36	67HDC-30
Product Name	Super Crib XL® - Platform Base Crib Block	Black Diamond Crib®
Working Load (KG/LBS)	78,400/172,842	71,600/157,850
PSI	865	865
Product Photo		
Capacity	Heavy Duty	Heavy Duty
Mfg. Part #	67PC-24	44HDC-30
Product Name	Prime Crib®	Profile Crib®
Working Load (KG/LBS)	58,800/129,631	50,800/111,994
PSI	865	865

Product Photo				
Capacity	Medium Duty	Light Duty	Light Duty	Light Duty
Mfg. Part #	67SC-24	1B, 2B, 3B	67HDC-10	44PL-18
Product Name	Super Crib®	Turtle Lock Block/Blox®	Little Black Diamond Crib®	Hybrid Crib®
Working Load (KG/LBS)	49,900/110,000	31,000/68,343 per block	23,700/52,249	20,500/45,194
PSI	735	865	865	735
Product Photo				
Capacity	Light Duty	Light Duty	Light Duty-Fire Industry	Light Duty-Fire Industry
Mfg. Part #	44-18 Pyramid Crib	24-18 Pyramid Crib	SC-1, SC-2, SC-3	SC-COG-1
Product Name	44-18 Pyramid Crib®	24-18 Pyramid Crib®	Standard, Medium and Giant Step Chock	Cog Step Chock
Working Load (KG/LBS)	13,607/30,000	8,164/18,000	4,400/9,700 per chock	1,701/3,750 without cog or 2,722/6,000 with cog
PSI	735	865	865 each size	865
Protection Pad Product Photo				
Capacity	Medium Duty	Super Heavy Duty	Super Heavy Duty	Super Heavy Duty
Mfg. Part #	CTP2424-2 and CTP1818-1.5	SP24-2	PCP24	SP24 and SP12
Product Name	ModPad® (US Pat. No. D804,768)	Slab Pad Two	Prime Crib Stack Pad	Slab Pad and Half Slab Pad
Working Load (KG/LBS)	54,431/102,058 and 120,000/225,000			
PSI	369 and 402	3,000	3,000	3,000
Protection Pad Product Photo			<p>All products are made from 100% recycled plastic and can be cleaned using an approved agent from the EPA List N. Please note products and/or part # may have been changed since your original purchase. If you have any questions, please contact your distributor or Turtle Plastics at:</p> <p>7400 Industrial Parkway Drive            Lorain, OH 44053            1-800-756-6635 or 440-282-8008  <a href="http://www.turtleplastics.com">www.turtleplastics.com</a> or <a href="mailto:info@turtleplastics.com">info@turtleplastics.com</a>.</p>	
Capacity	Medium Duty	Light Duty		
Mfg. Part #	PSP24	PSP18		
Product Name	Single Prime/Super Crib Pad	Single Hybrid Crib Pad		
PSI	3,000	3,000		